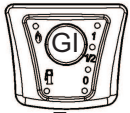



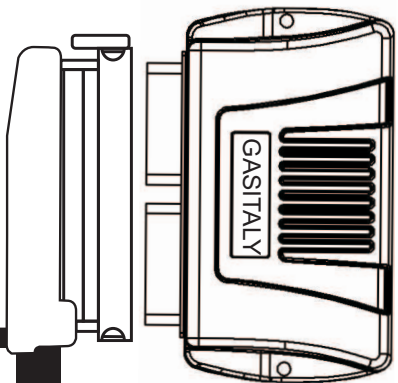
# Installation diagram

GASITALY /OBD/  
LPG and CNG 3, 4,5,6, 8 cyl.

LPG/ petrol turn-over switch,  
level meter and buzzer



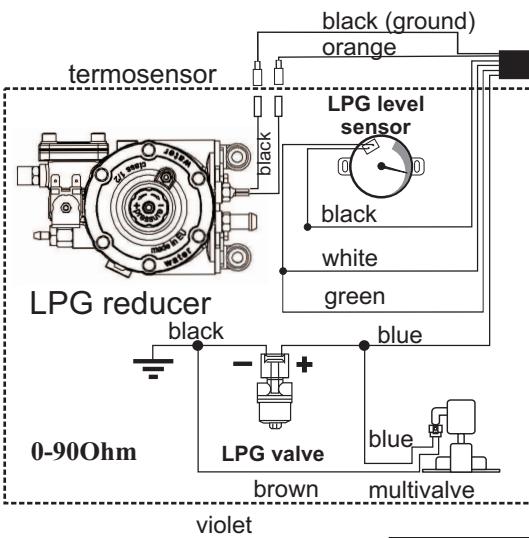
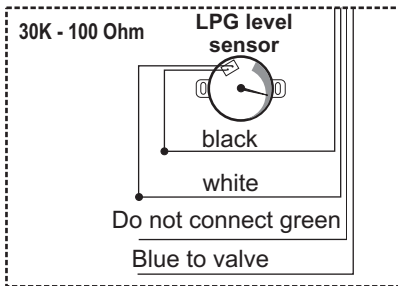
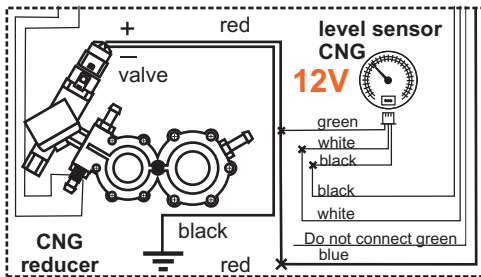
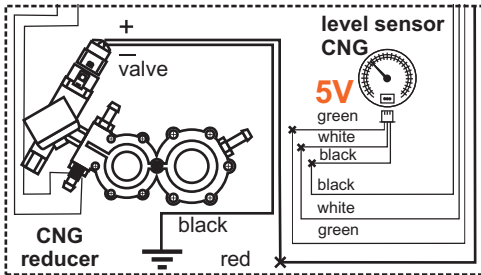
white-red +12V engine on  
(to the fuel pump power supply)



MAP sensor

to PC

PRESSURE



Battery

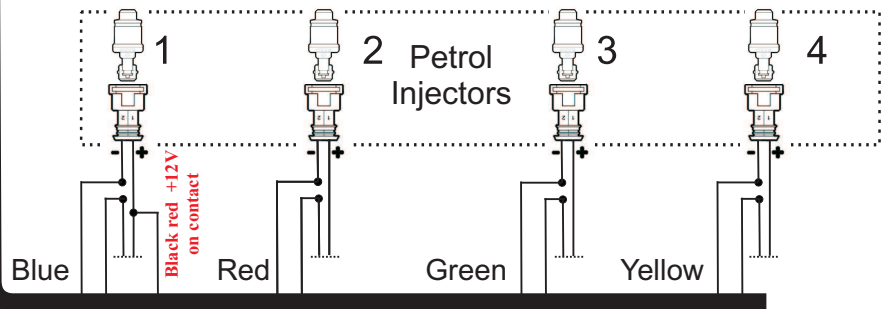
Fuse 10A

Black - ECU ground

Black - brown - ground for gas injectors

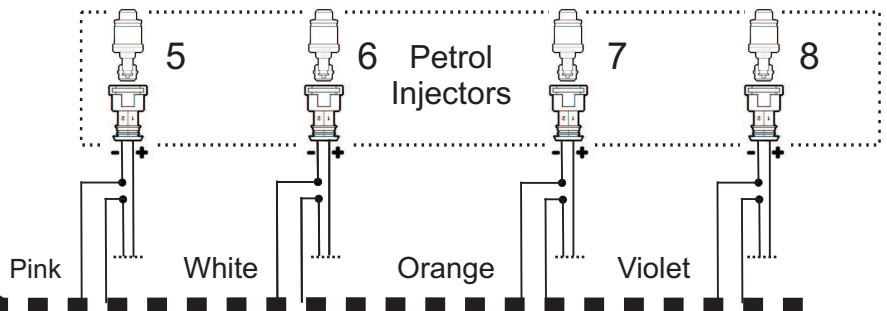
Black-red common + Blue Red Green Yellow

INJECTOR RAIL  
1-4 CYLINDER



Black-red common + Pink White Orange Violet

INJECTOR RAIL  
5-8 CYLINDER



Yellow - CAN High  
Black-yellow CAN Low  
White K Line  
Black-green L Line

ONLY IN OBD VERSION

Connector J1962	ULTRAGAS OBD	
6	YELLOW	CAN High
14	Black-yellow	CAN Low
7	White	K Line
15	Black-green	L Line

Connector of the car  
Female front look

