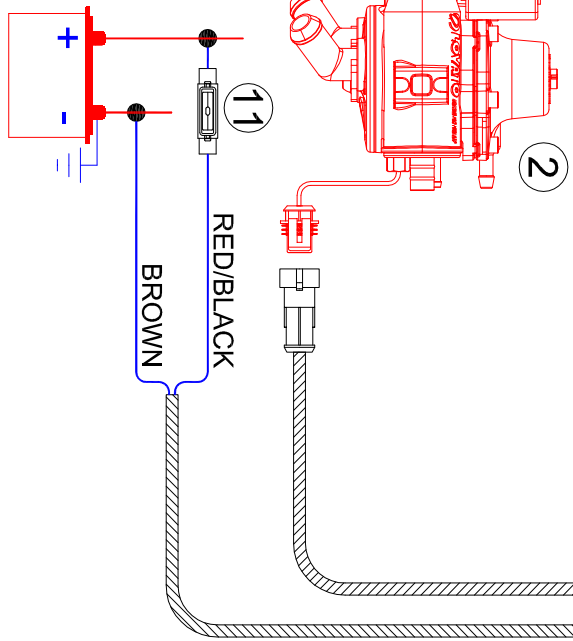
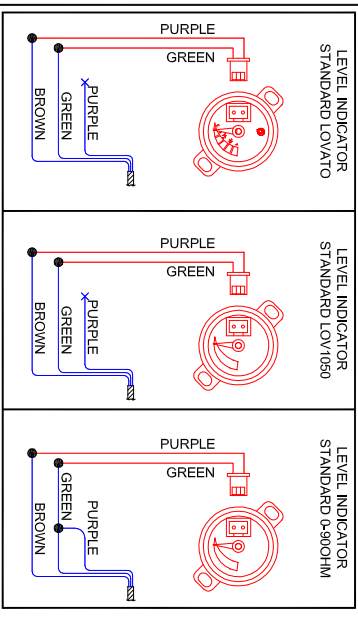


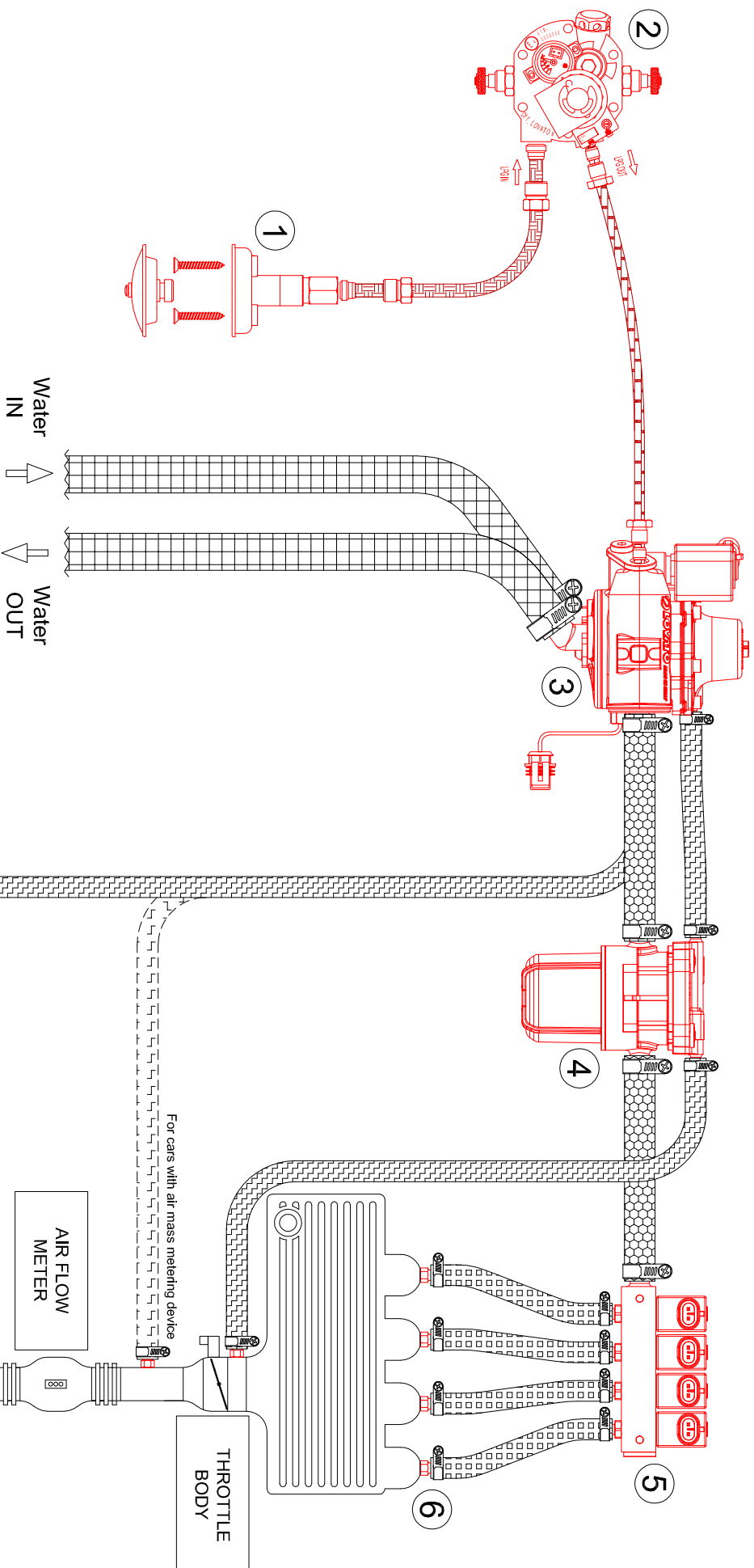
1	Multivalve with level sensor
2	Reducer with LPG lock-off valve
3	Filter with sensor
4	Injector assembly
5	EASY FAST control unit
6	Black harness
7	Grey harness
8	Switch
9	Injector harness
10	Self-diagnosis plug
11	Fuse 15 A

WHITE/BLACK  
Oxygen Sensor 2

WHITE  
YELLOW/BLACK  
Oxygen Sensor 1

BLACK  
RPM signal





	6x1 copper pipe
	8x1 copper pipe
	15x23 rubber water hose
	6x13 rubber hose
	6x13 gas rubber hose
	12x19 gas rubber hose

1	Fill-in plug
2	Multivalve
3	Riducer with lock-off valve
4	Filter with sensors
5	Injector assembly
6	Nozzles

For cars without air mass metering device

For cars with air mass metering device

