

Schemat podłączenia do instalacji samochodu

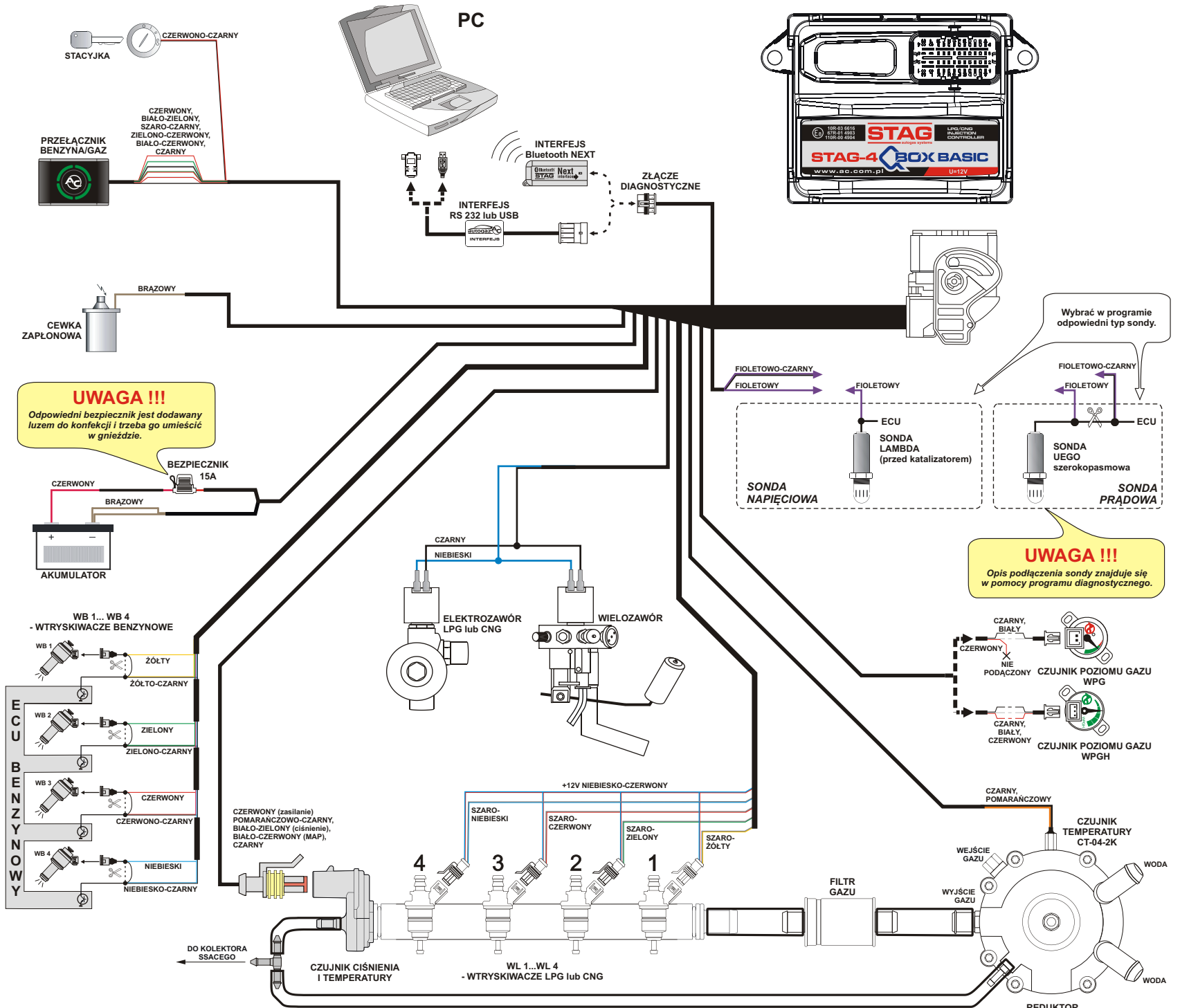
STAG-4 QBOX BASIC

E8 10R - 03 6616
67R - 01 4903
110R - 00 4904

"04-112.95.00.5 z dn. 11.10.2017"



AC S.A.
15-181 Białystok, ul. 42 Pułku Piechoty 50
tel. +48 85 743 81 00, fax +48 85 653 93 83
www.ac.com.pl | info@ac.com.pl



Wiring diagram


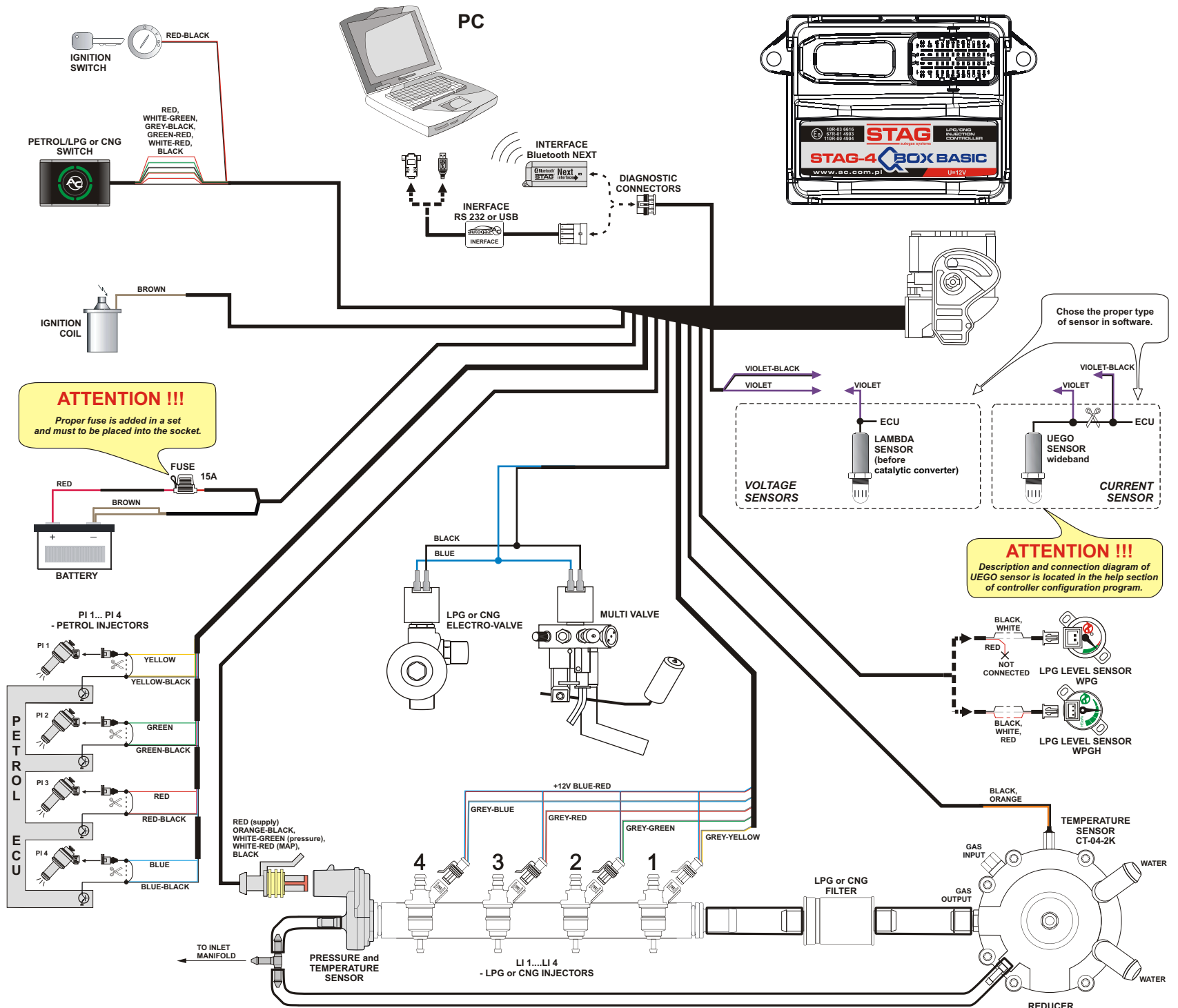
STAG-4 QBOX BASIC

E8 10R - 03 6616
67R - 01 4903
110R - 00 4904

"04-112.95.00.5 z dn. 11.10.2017"



AC S.A.
15-181 Białystok, ul. 42 Pułku Piechoty 50
tel. +48 85 743 81 00, fax +48 85 653 93 83
www.ac.com.pl | info@ac.com.pl



ATTENTION !!!
Description and connection diagram of UEGO sensor is located in the help section of controller configuration program.

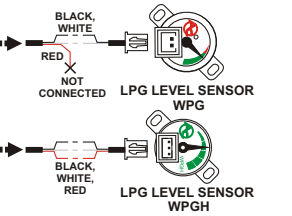


Схема подключения к автомобильной установке

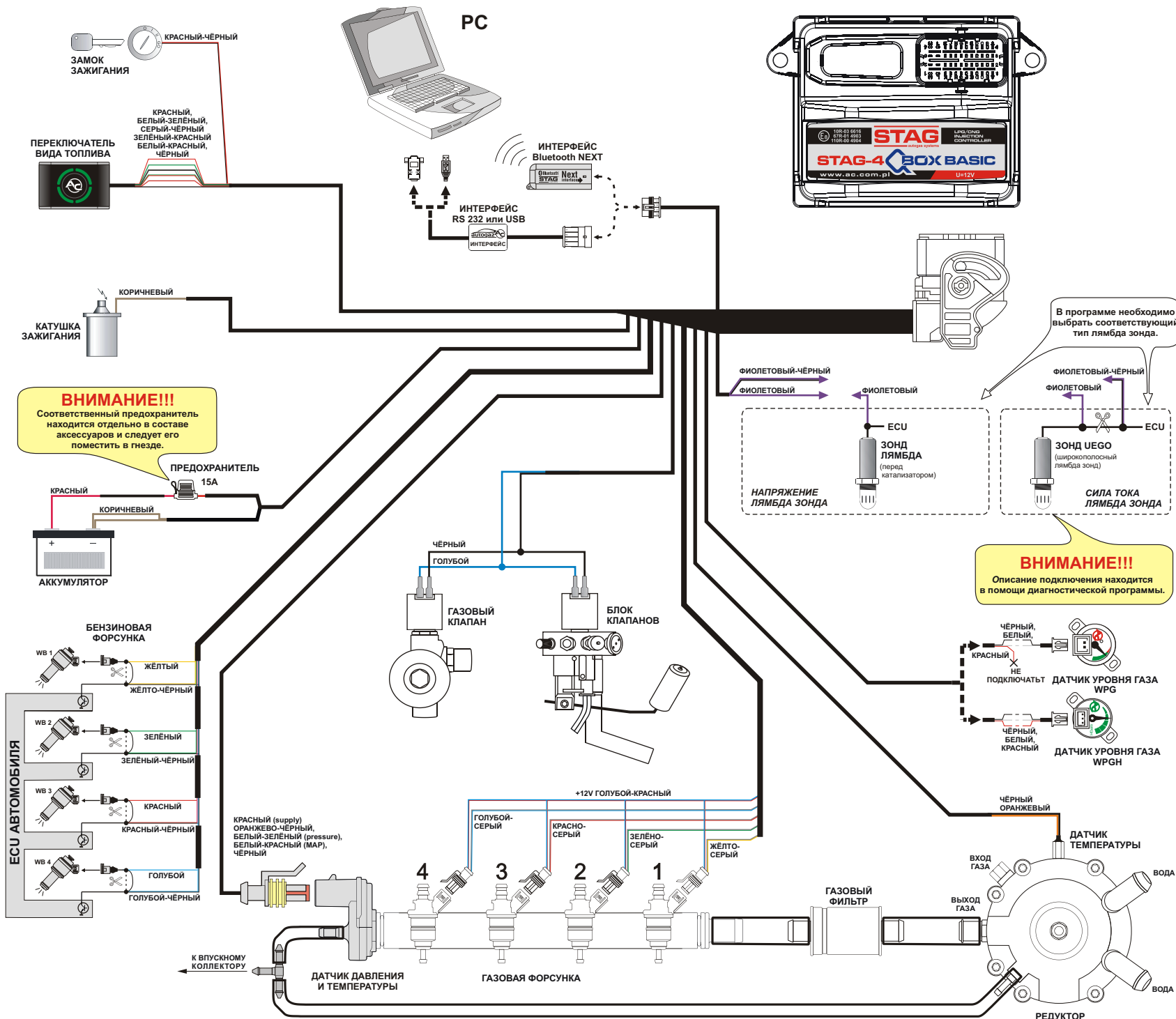
STAG-4 QBOX BASIC

E8 10R - 03 6616
67R - 01 4903
110R - 00 4904

"04-112.95.00.5 z dn. 11.10.2017"




AC S.A.
15-181 Białystok, ul. 42 Pułku Piechoty 50
tel. +48 85 743 81 00, fax +48 85 653 93 83
www.ac.com.pl | info@ac.com.pl



Esquema de conexión a la Instalación del vehículo.

STAG-4 QBOX BASIC


 10R - 03 6616
 67R - 01 4903
 110R - 00 4904

"04-112.95.00.5 z dn. 11.10.2017"



AC S.A.
 15-181 Białystok, ul. 42 Pułku Piechoty 50
 tel. +48 85 743 81 00, fax +48 85 653 93 83
 www.ac.com.pl | info@ac.com.pl

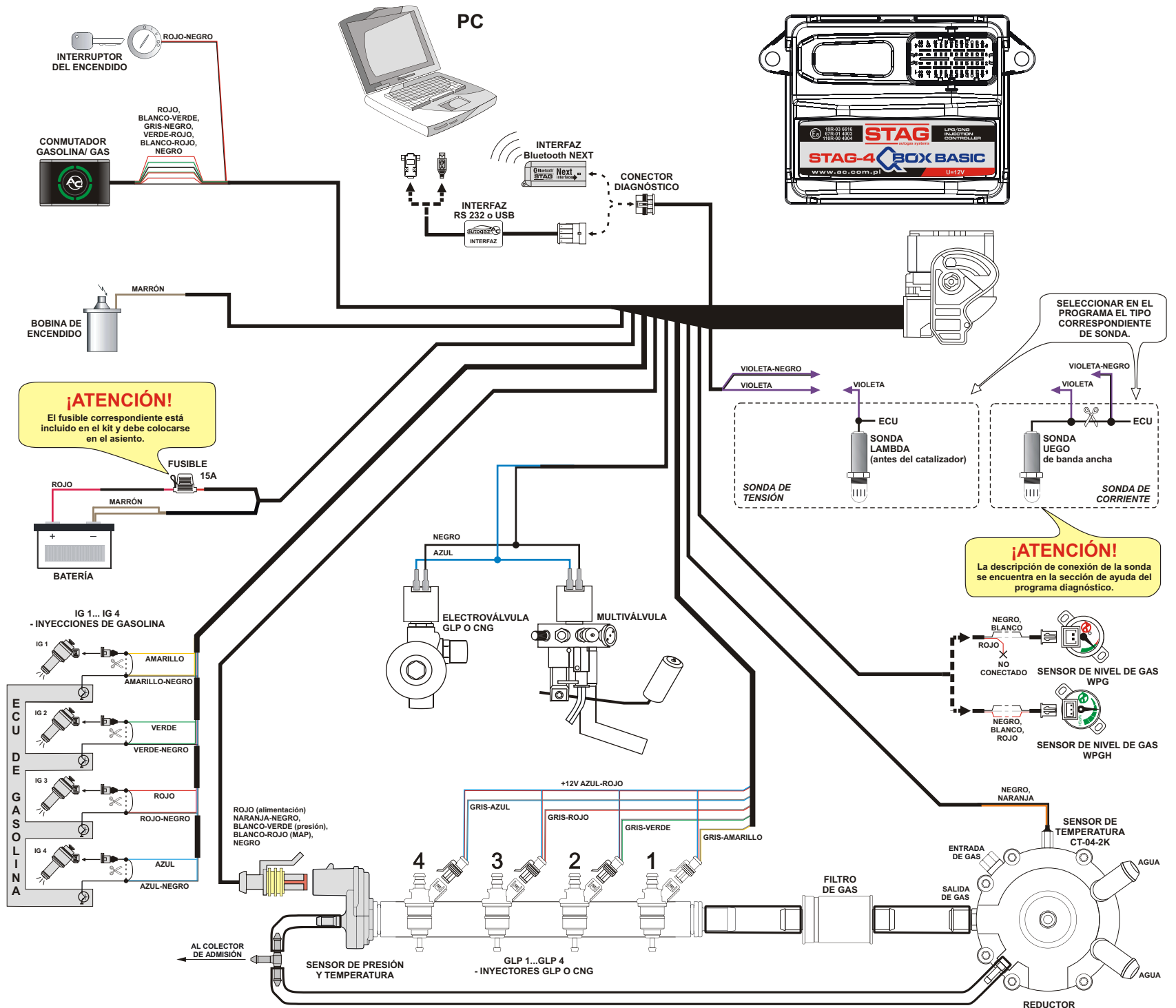


Diagrama de fiação

STAG-4 QBOX BASIC

E8 10R - 03 6616
67R - 01 4903
110R - 00 4904

"04-112.95.00.5 z dn. 11.10.2017"



AC S.A.
15-181 Białystok, ul. 42 Pułku Piechoty 50
tel. +48 85 743 81 00, fax +48 85 653 93 83
www.ac.com.pl | info@ac.com.pl

