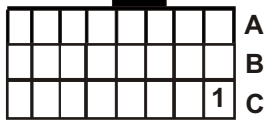
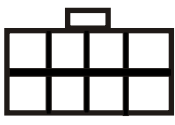
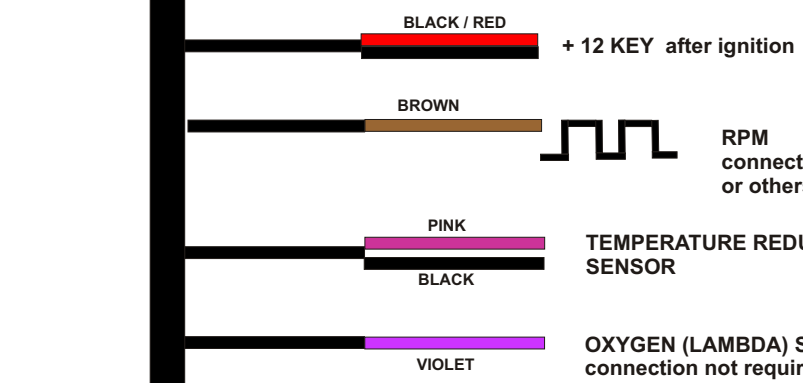
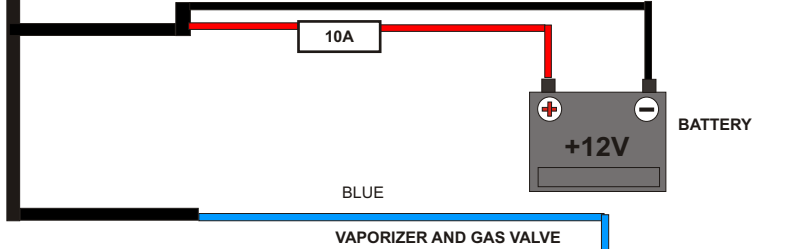
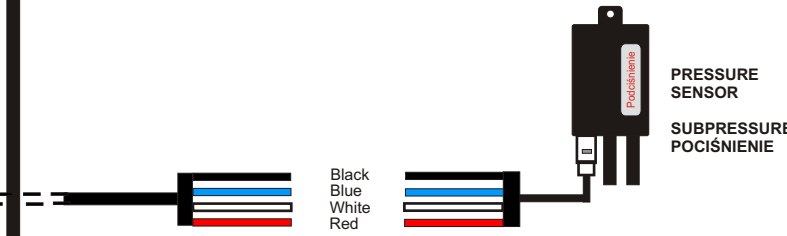
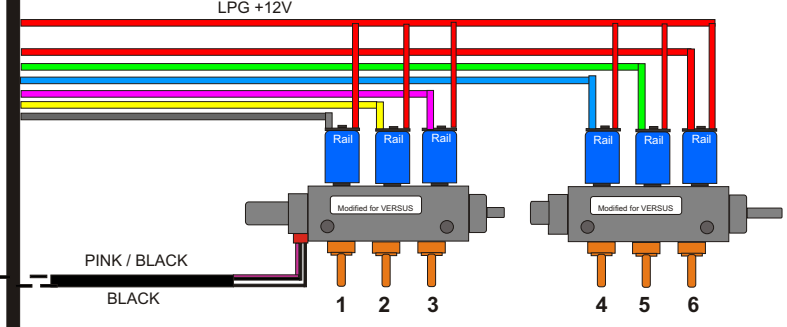
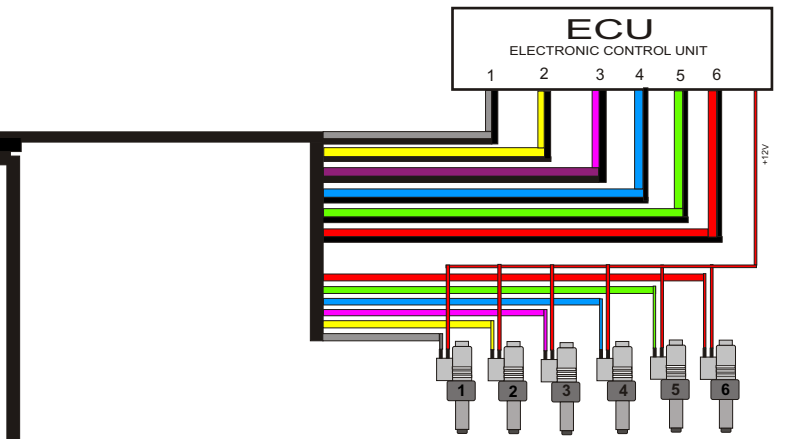
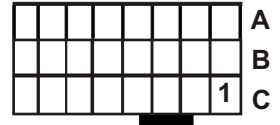


**ECU**  
ELECTRONIC CONTROL UNIT



- C8 PETR 1
- B8 PETR 2
- B6 PETR 3
- A8 PERT 4
- A5 PERT 5
- C6 PETR 6
- B4 PETR 7
- C3 PETR 8
- C7 ECU 1
- B7 ECU 2
- A6 ECU 3
- A7 ECU 4
- B5 ECU 5
- C5 ECU 6
- A4 ECU 7
- C4 ECU 8
- C1 LPG 1
- B1 LPG 3
- A1 LPG 4
- B2 LPG 5
- A2 LPG 6
- A3 LPG 7
- B3 LPG 8

- B1 MAIN POWER SUPPLY ( KEY + 12 V )
- A8 BATTERY ( BAT +12V )
- A4 MAP SENSOR ( MAP )
- B2 MAP SENSOR ( + 12V )
- B3 FUEL LEVEL SENSOR ( FUEL )
- B4 LPG TEMP SENSOR
- C4 LPG TEMP SENSOR-REDUCER
- A2 CONSOLE ( PWR + 12V )
- C7 CONSOLE ( BUTTON )
- B7 CONSOLE ( BUZZER )
- A7 CONSOLE ( LED 1 )
- C6 CONSOLE ( LED 2 )
- A6 CONSOLE ( LED 3 )
- B6 CONSOLE ( LED 4 )
- C1 GROUND
- C2 GROUND
- C5 MAP SENSOR FOR CALIBRATION PROCEDURE
- A3 LAMBDA OXYGEN SENSOR
- A1 RPM SIGNAL
- C8 LPG INJECTORS -POWER SUPPLY (LPG+12V)
- B8 LPG VALVE + 12V
- A5 DIAGNOSTICS ( Rx)
- B5 DIAGNOSTICS ( Tx)
- C3 DIAGNOSTICS ( + 12V)



Rs232 PROGRAMMING



SENSOR LEVEL

WHITE



BUZZER



CONTROL PANEL